


Lab Security Badge

Add your name and photo I.D. (reverse side) to your badge. Color and cut out.


If desired, punch out hole at top and add a lanyard or piece of yarn to wear your badge.




Join the latest Read City USA challenge, led by Mayor Jacobs!
www.knoxcountylibrary.org



Can you name these science tools? Choose from the wordbank below!

















Magnet

Safety goggles

Magnifying glass

Microscope

Ruler

Telescope

Beaker

Eye dropper



LIBRARY laboratory




PHOTO I.D.